

■ Ku-band PLL LNB - External Reference -

MODEL No. **NJR2934E/35E/36E/37E/39E** series

< **Features** >

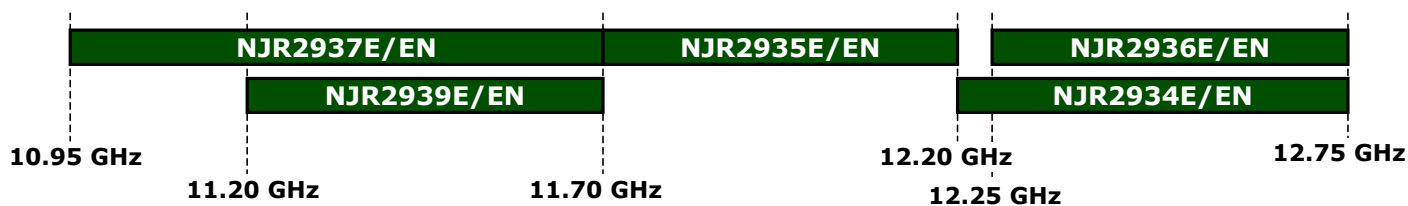
- * **Low Noise Figure**
 · Noise Figure: 0.8 dB
- * **Low DC Current Drain**
 · DC Current Drain: 200 mA
- * **Small Size & Light Weight**
 · Weight: 260 g
- * **RoHS Compliance**



< **Line-Up** >

Model No.	RF Frequency	Local Frequency	IF Connector	Local Stability	IF Connector	Power Supply
NJR2937E	10.95 to 11.70GHz	10.00 GHz	950 to 1,700 MHz	Depends on External Reference	F-type	+24 VDC (+12 to +24 VDC)
NJR2937EN					N-type	
NJR2939E	11.20 to 11.70 GHz	10.25 GHz	950 to 1,450 MHz		F-type	
NJR2939EN					N-type	
NJR2935E	11.70 to 12.20 GHz	10.75 GHz	950 to 1,450 MHz		F-type	
NJR2935EN					N-type	
NJR2934E	12.20 to 12.75 GHz	11.25 GHz	950 to 1,500 MHz		F-type	
NJR2934EN					N-type	
NJR2936E	12.25 to 12.75 GHz	11.30 GHz	950 to 1,450 MHz		F-type	
NJR2936EN					N-type	

Frequency Matrix



■ Ku-band PLL LNB - External Reference -

MODEL No. **NJR2934E/35E/36E/37E/39E** series

< **Specifications** >

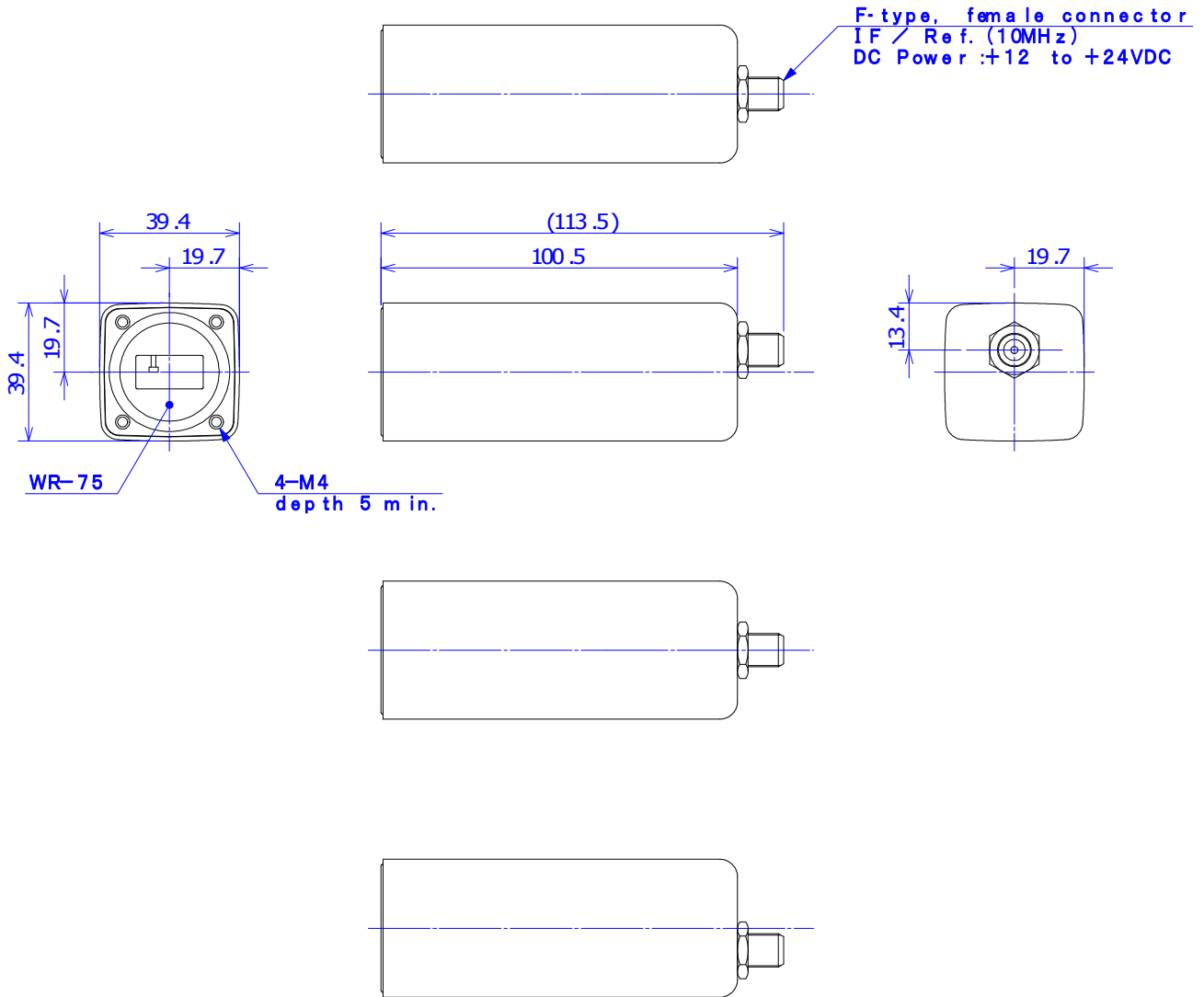
Item	Specifications
Input Interface	Waveguide, WR75 (with Groove)
Output Interface	N-type, female (50 ohm) [Model No.: NJR2934EN/35EN/36EN/37EN/39EN] F-type, female (75 ohm) [Model No.: NJR2934E/35E/36E/37E/39E]
Noise Figure (Ta.: +25 C)	0.8 dB typ., 1.0 dB max.
Linear Gain (Ta.: +25 C)	60 dB typ., 55 dB min.
Requirement for External Reference	[Input Port] IF Output connector [Frequency] 10 MHz (sine-wave) [Input Power] -10 to 0 dBm @ Input port [Phase Noise] -135 dBc/Hz max. @ 100 Hz -143 dBc/Hz max. @ 1 kHz -145 dBc/Hz max. @ 10 kHz
L.O. Phase Noise	-75 dBc/Hz typ. @ 100 Hz -80 dBc/Hz typ. @ 1 kHz -85 dBc/Hz typ. @ 10 kHz -95 dBc/Hz typ. @ 100 kHz
L.O. Leakage Level	-25 dBm max. at the IF Output Connector -60 dBm max. at the RF Input Flange
Spurious	a) -140 dBm max. at input, Fixed frequency spur, unrelated to test CW signal (Measured at specified IF band). b) -55 dBc max. with test CW signal -10 dBm IF output (Measured at specified IF band).
Input V.S.W.R.	2.5 : 1 typ.
Output V.S.W.R.	2.3 : 1 max.
Power Requirement	+24 VDC (+12 to +24 VDC)
Current Drain	200 mA max.
Temperature Range (ambient)	-40 to +60 C (operating), -40 to +80 C (storage)
Dimension & Housing (without Interface Connectors)	100.5 mm (L) x 40 mm (W) x 40 mm (H) [3.96" (L) x 1.57" (W) x 1.57" (H)]
Weight	260 g [0.57 lbs]

■ Ku-band PLL LNB - External Reference -

MODEL No. **NJR2934E/35E/36E/37E/39E** series

< **Outline Drawing** >

NJR2934E/35E/36E/37E/39E



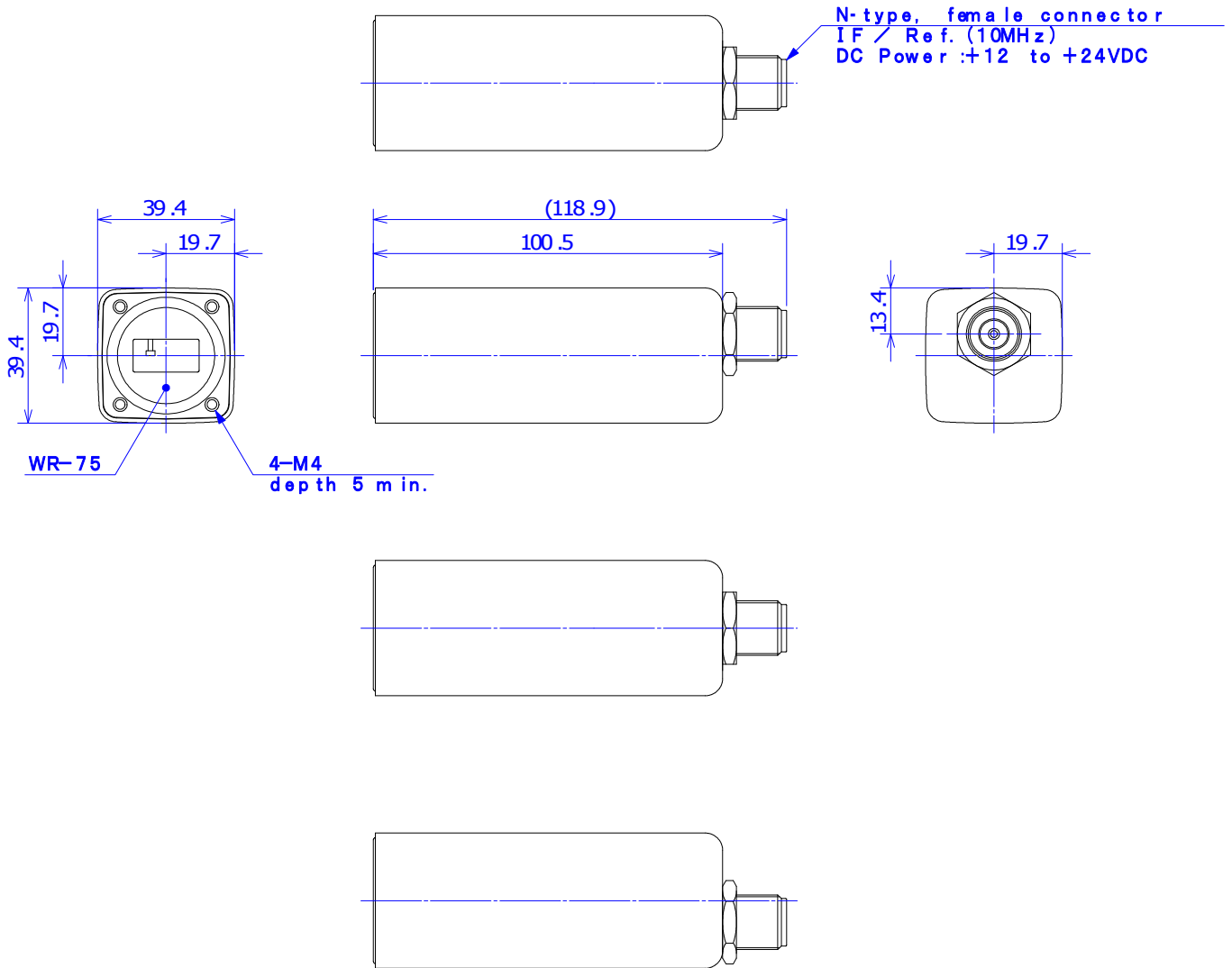
Unit: mm

■ Ku-band PLL LNB - External Reference -

MODEL No. **NJR2934E/35E/36E/37E/39E** series

< **Outline Drawing** >

NJR2934EN/35EN/36EN/37EN/39EN



Unit: mm



Digisat International Inc.
 4195 W. New Haven Ave., Suite 15
 Melbourne, FL 32904
 USA
 +1-321-676-5250
 Email: sales@digisat.org
<http://www.digisat.org>