




BUC

LOW KU-BAND 28W

ATOMBKU028BCE



NORSAT ATOM SERIES BUCS

Compared to equivalent products, ATOM series BUCs are:

- *Up to 68% smaller and lighter*
- *Up to 60% more power efficient*
- *More flexible with RF and configuration options*

The Norsat ATOM series of block upconverters (BUC) are among the smallest, lightest, and most energy efficient transmitters available. The high efficiency of ATOM reduces power consumption significantly, delivering considerable operational cost savings over the lifetime of the device.

RF CONFIGURATIONS

Transmit Frequency

Custom band 12.75 to 13.25 GHz

Input Frequency

Standard band 950 to 1450 MHz

OPTIONS

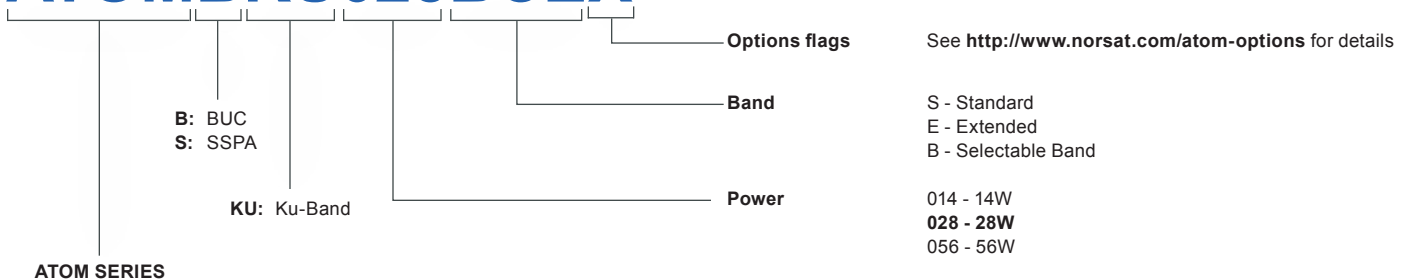
The following items are standard: White paint, N-Type input connector, WR-75 waveguide output, Fan cooling, DC Power.

Available options include: Baseplate Cooling, Surge + Protect Filter, SMA Input Connector, WR-62 Waveguide Output.

Accessories: Power supply, Bracket, Waveguides, Cables, Adaptors

HOW TO ORDER

ATOMBKU028BCEX



LOW KU-BAND 28W BUC-ATOMBKU028BCE

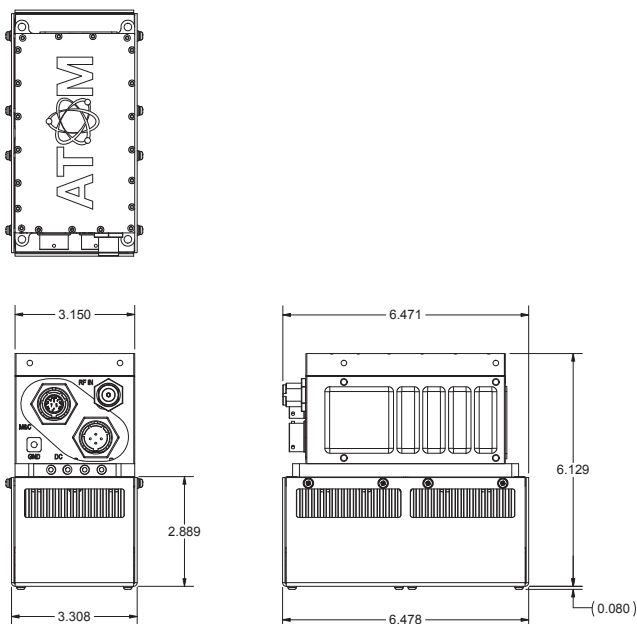
RF SPECIFICATIONS

Power Output (P1dB)	28W min
Noise Figure	15 dB
Phase Noise	-72 dBc/Hz at 1 KHz -82 dBc/Hz at 10 KHz -92 dBc/Hz at 100 kHz -102 dBc/Hz at 1 MHz
Fwd Monitor (15 dB Range) @ CF	±1.0 dB
Conversion Gain	60 dB min
Gain Variation over operating band	8 dB max p-p
Gain Variation over any 40 MHz	2 dB max p-p
Gain Variation over temperature	3 dB max p-p
Input VSWR	2.0:1
Output VSWR	2.0:1
Spurious @ rated power	-50 dBc
AM/PM Conversion @2dB below power	3.5°/dB rated
2nd Harmonic @ 3dB below rated power	-45 dBc

MONITOR & CONTROL

M&C Interface	RS-232 & RS-485
M&C Connector	MIL-26482 Series 1 Receptacle, Shell Size 12, 10 Pins
Mute Control	Fully configurable (mute enable: high or low, mute default: enabled or disabled)
Low	0.0 - 0.8V
High	3.0 - 5.0V
Thermal Shutdown Temperature	90°C (Accuracy ± 3°C)

MECHANICAL DIAGRAM



ENVIRONMENTAL & PHYSICAL

Operating Temperature with fans	-40 to +60°C (-40° to +140°F)
Storage Temperature	-54 to +80°C (-65° to +176°F)
Outline Dimensions	170 x 86 x 157 mm (6.5 x 3.2 x 6.1")
Weight	2.3 kg (5.0 lbs)
Enclosed Accessories	Screws, gasket, M&C mating connector, power mating connector

INTERFACES

RF Input Connector	N-Type
RF Output Connector	WR-75 (WR-62 above 15 GHz)

POWER

Input Voltage	20 - 56 VDC
Power Consumption with fans	165W @ Psat 147W @ P1dB 126W @ 3dB backoff from P1dB 115W @ Quiescent (no signal input) 20W muted
Power Connector	MIL-26482 Series 1 receptacle Shell size 12, 4 pins

